



# StarRez Guide to Selecting a Roommate



Before you start the roommate selection process, please complete:

Page 7: Web Profile and Page 9: Personal Profile



4 Melissa Grover ▾

Home Application

Application Menu | Applying for Academic Year 2019-2020 - New Student Application Status

1 2 3 4 5 6 7 8 9 10 11 12 13

1 Personal Details 2 Emergency Contact/Missing Persons 3 Student Handbook 4 Meal Plan 5 Freshman Interest Groups 6 Web Profile 7 Gender Inclusivity Information 8 Personal Profile 9 Off-Campus Petition 10 Upload Your Documentation 11 Add Roommates 12 Confirm

## Web Profile

### Include in Search

Please check this box if you wish for other students to be able to search for you as a potential roommate and see your description and if you wish to be able to search for a potential roommate:

**Screen Name:** your screen name will be auto allocated. You cannot edit or insert a screen name. The screen name will appear on it's own.

mgrover

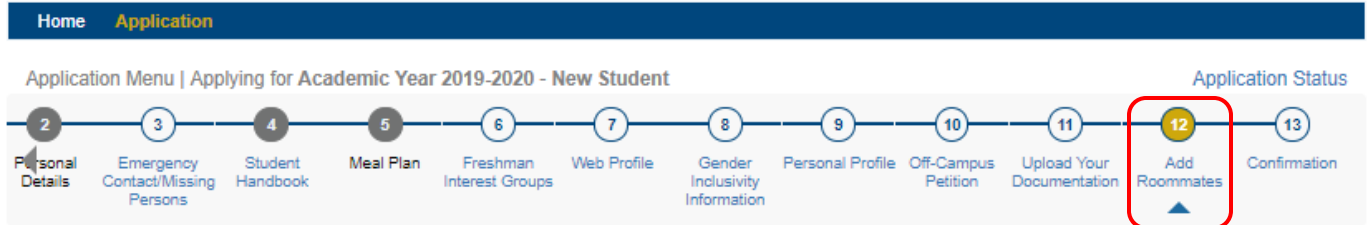
### Description

Enter a description of yourself to show to potential roommates:

Hello! My name is Melissa and I'm a GSMA major. I like being outdoors, sailing, and trying new restaurants. I'm from the North Bay and love exploring new areas and restaurants in the Bay Area!

Save & Continue

After completing your Web Profile and Personal Profile, proceed to:  
Page 12: Add Roommates



## Add Roommates

You can search for possible roommates and add them to room with you or you can accept random selection based on your profile.

Please note that roommate requests, and all selectable housing options, must be mutual to be honored. While we try to accommodate preferences, not all requests can be honored.

You are NOT required to choose a preferred roommate. If you do not have a roommate request, please use the "Continue" button at the bottom of the page to proceed.

### Accepted Roommates



You currently have no accepted roommates. You can search for roommates using the menu.

### Requested Roommates



You have no roommate requests.

### Search for roommates



Search for roommates by details  
Search for roommates by entering their details

Search for roommates by profile questions  
Search for a roommate by selecting profile questions

Save & Continue

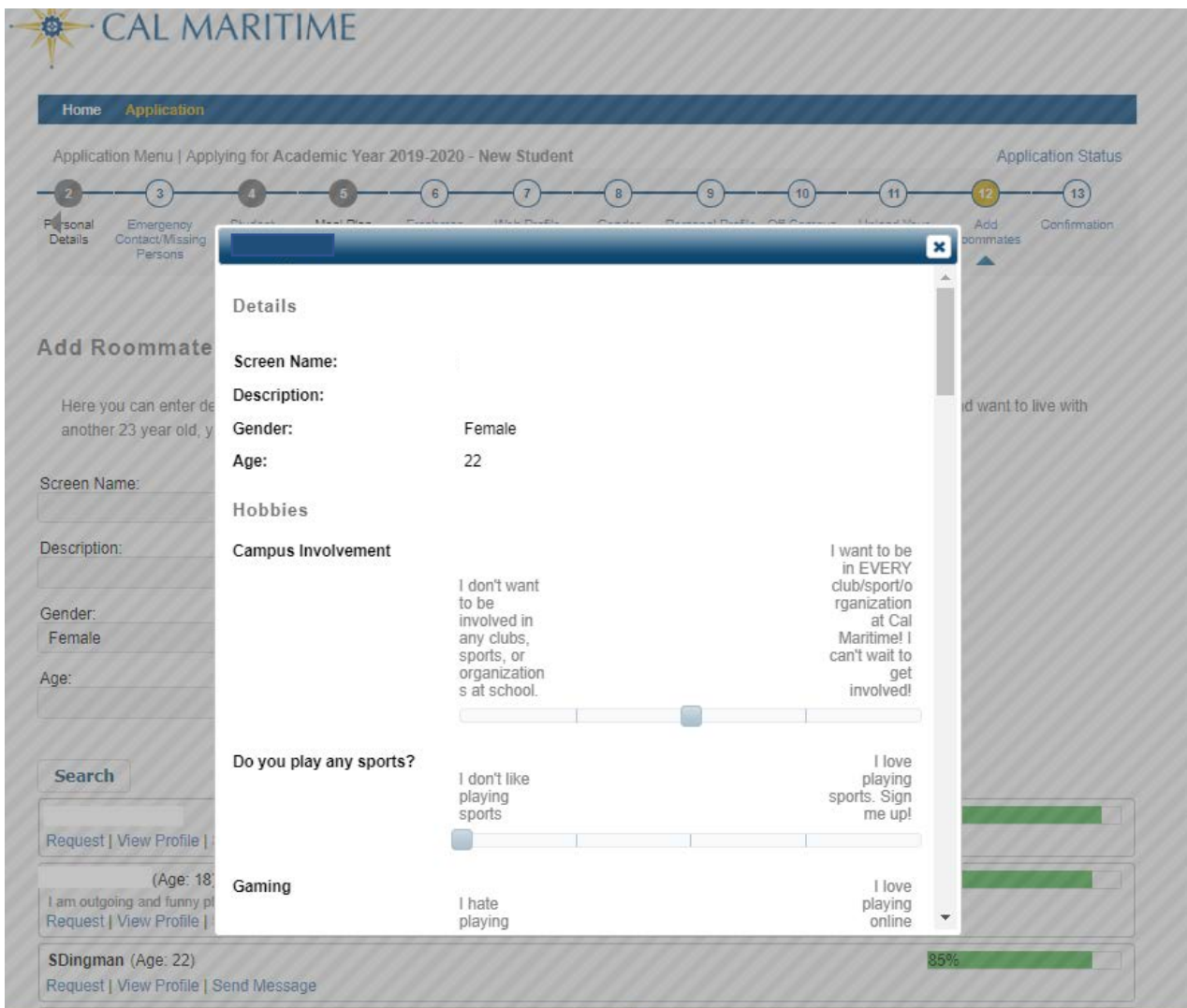
### On this page, you can:

- Search for potential roommates
- View roommate requests you have sent
- View any requests you have officially accepted


The easiest way to view roommate options is to “Search By Details”.

Through this page, you can:

- See who has the highest compatibility with your personal profile
- View individual profiles
- Send messages to potential roommates
- Send roommate requests



For roommate requests, you can send as many as you like, but you can only officially accept one roommate.



**Any messages sent are stored in your inbox.** → 2 Melissa Grover ▾

Home **Application**

Application Menu | Applying for Academic Year 2019-2020 - New Student Application Status

- 2 Personal Details
- 3 Emergency Contact/Missing Persons
- 4 Student Handbook
- 5 **Meal Plan**
- 6 Freshman Interest Groups
- 7 Web Profile
- 8 Gender Inclusivity Information
- 9 Personal Profile
- 10 Off-Campus Petition
- 11 Upload Your Documentation
- 12 **Add Roommates**
- 13 Confirmation

### Add Roommates

You can search for possible roommates and add them to room with you or you can accept random selection based on your profile.

Please note that roommate requests, and all selectable housing options, must be mutual to be honored. While we try to accommodate preferences, not all requests can be honored.

You are NOT required to choose a preferred roommate. If you do not have a roommate request, please use the "Continue" button at the bottom of the page to proceed.

**Requested Roommates** ← **All requests you have sent will show here.**

**SDingman (Age: 22)** 85%

You have requested this person as a roommate but they haven't yet accepted.

[Cancel Request](#) | [View Profile](#) | [Send Message](#)

### Accepted Roommates

You currently have no accepted roommates. You can search for roommates using the menu.

### Search for roommates

- [Search for roommates by details](#)  
Search for roommates by entering their details
- [Search for roommates by profile questions](#)  
Search for a roommate by selecting profile questions

**Save & Continue**

You can only "Send Messages" to users who have completed the current academic year StarRez housing application.

If someone did not complete their StarRez housing application yet, you can only view their existing profile. Once their application is complete, you can send them messages.

Although you can send multiple roommate requests, you can only officially accept one roommate.



Melissa Grover

Home Application

Application Menu | Applying for Academic Year 2019-2020 - New Student Application Status

2 Personal Details 3 Emergency Contact/Missing Persons 4 Student Handbook 5 Meal Plan 6 Freshman Interest Groups 7 Web Profile 8 Gender Inclusivity Information 9 Personal Profile 10 Off-Campus Petition 11 Upload Your Documentation 12 Add Roommates 13 Confirmation

### Add Roommates

You can search for possible roommates and add them to room with you or you can accept random selection based on your profile.

Please note that roommate requests, and all selectable housing options, must be mutual to be honored. While we try to accommodate preferences, not all requests can be honored.

You are NOT required to choose a preferred roommate. If you do not have a roommate request, please use the "Continue" button at the bottom of the page to proceed.

You have already accepted the maximum number of Roommates.

Accepted Roommates ← **The accepted roommate will show here.**

**SDingman (Age: 22)** 85%  
You and this person have accepted each other's roommate request.  
[Delete](#) | [View Profile](#) | [Send Message](#)

### Requested Roommates

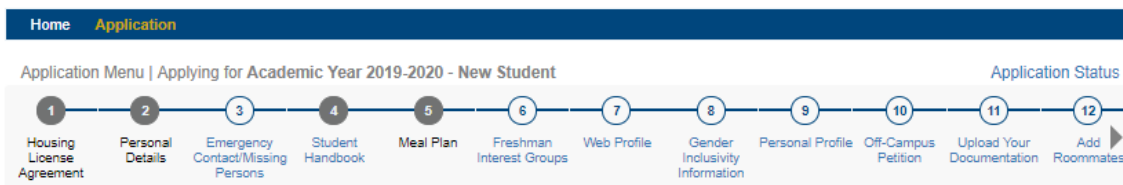
You have no roommate requests.

Save & Continue

Once you have accepted a roommate, you have completed the roommate selection process.



Melissa Grover



### Confirmation

Thank you for completing your Housing License Agreement (HLA) for the 2019-2020 academic year! Please make sure to select "Save & Continue" to complete your application to this point. The next step of the process is selecting a roommate. You will be able to return to your application when the roommate selection process opens early summer. Once the roommate selection process in early summer, you'll receive a notification by the Office of Residence Life when you can select a roommate (during the month of June). At that point, your application will be fully completed.

After the roommate selection ends on July 1st, the Office of Residence Life will continue to review all submitted housing applications and roommate requests. If you do not select a roommate by the deadline, Residence Life Staff will assign you a roommate.

By late-July, all incoming students will receive their official room assignment email with details regarding their room assignment, roommate contact information, and check-in times for Move-in Day on Tuesday, August 13th.

For the status of your application and housing application timeline, please click "Application Status" in the top right corner.

If you have any questions, please contact the Residence Life Office at [housing@csum.edu](mailto:housing@csum.edu).

Thank you!

Office of Residence Life

Grover, Melissa

Term: Academic Year 2019-2020

Dates: 8/12/2019 - 5/3/2020

Save & Continue