

Annual Room Selection StarRez Guide for Current Cadets



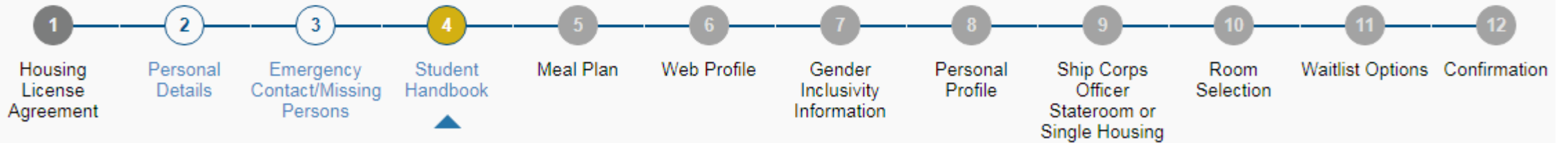
Term Selector

Academic Year 2019-2020

- ✓ Application Started: 3/20/2019 3:38:00 PM
- ✓ Room Reservation: ORH 106-B
- ▶ Not Complete

[Save & Continue](#)

To begin your application, click on application on the top bar, then select the next academic year. Then click "Save & Continue".



This is the task bar. This shows you how far along you are in the StarRez housing application process. One must fill out all sections for an application to be considered “complete.” You will not receive a room selection time/date until your application has been filled out.

It is important that your StarRez housing application is complete by the designated deadline. Any applications completed after deadline will cause a delay in your room selection process.

Room Selection

Main

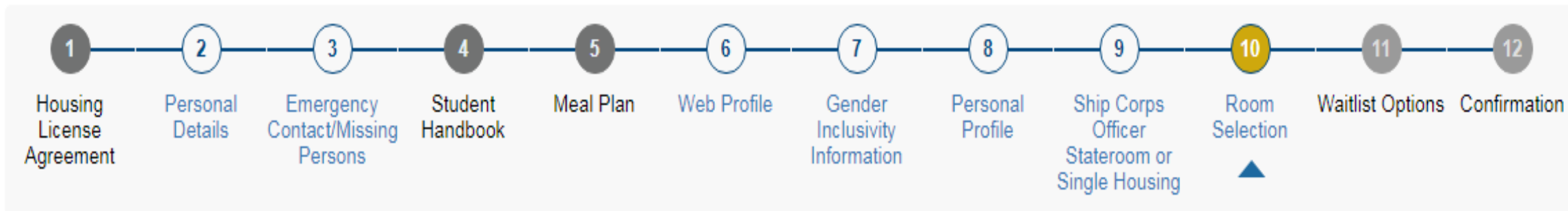
Room Search Wizard

On this page are short descriptions of the residence halls available for Continuing Students. The room rate are \$2,960 per semester (this was published rate for AY 18-19). If space allows a few weeks into the semester, you may choose to buy out your room as a single at an additional prorated cost. Please note that these housing costs are the 2018-2019 prices and they are subject to no greater than a 3% increase for the 2019-2020 academic year.

McAllister Residence Hall houses residents in double rooms with two rooms sharing one restroom. This Residence Hall hosts several common areas, two laundry rooms, and is home to the Keelhauler Cafe. McAllister has a designated 24 Hour Quiet Housing floor wing and any students selecting these rooms have agreed to adhere to a standard of quiet on a 24-hour-a-day basis. When selecting rooms on the Search Wizard page, **the building code for McAllister is MRH in the StarRez system.**

To begin the room selection process, you will need to click on the "Room Search Wizard," button in the top right corner.





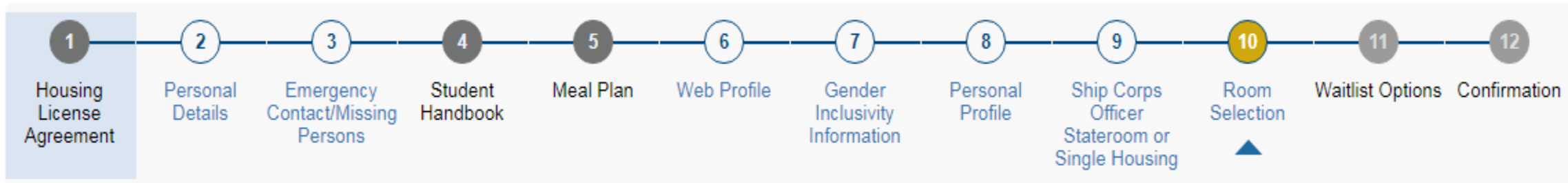
Room Selection - Room Search Wizard



These set of links will help you navigate the halls and bed spaces

LRH
MRH
ORH

Save & Continue



Room Selection - Room Search Wizard

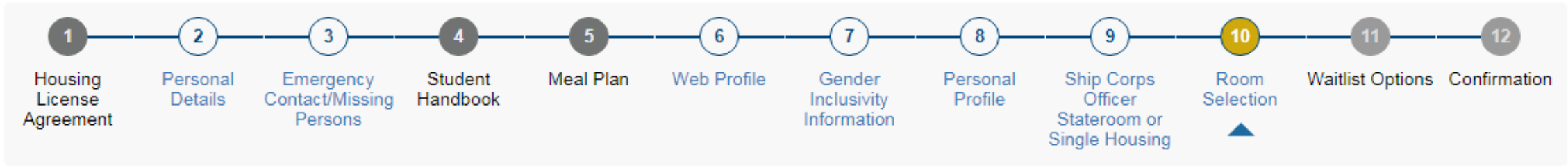
To select a room and bed space, please click on the highlighted orange area. The number in the column represents the number of spaces available to you left in that room.

Main | **Room Search Wizard**

Building > **Floor** > Rooms > Beds

ORH

Floor	Single - Beds	Double - Beds	Triple - Beds	Quad - Beds	Other
ORH 106	0	1	0	0	0
ORH 107	0	2	0	0	0
ORH 108	0	2	0	0	0
ORH 109	0	2	0	0	0



Room Selection - Room Search Wizard

ORH - ORH 106

The magnifying glass will show you the Cal Maritime username of the current occupant in room selected.

Available Rooms

ORH 106

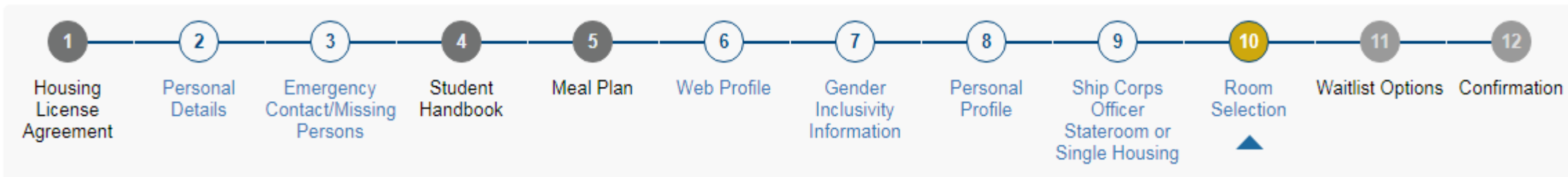
ORH 106 - F - 1/2

On the next page you will need to select the particular bed space, there is not difference is space listed. If the space says "2/2" the space is open, if the space says "1/2" that means the space has someone in it already. If it says "0/2" the space is full.

Key: Room - Gender (M: Male, F: Female, N: Neutral, D: Dynamic, C: CoEd) - Available Beds/Total Beds

Save & Continue

Once the space is selected, click "Save & Continue"



Room Selection - Room Search Wizard

Main | **Room Search Wizard**

Building > Floor > Rooms > **Beds**

ORH - ORH 106

This time states how much time you have left to reserve your space

Time remaining for bed selection: **04:25**


Select the bed you would like to have.

My Bed: ORH 106-B

Once the space you have chosen shows in this box, please click reserve beds to finalize your space.

Reserve Beds

Please note! Once you reserve your space, you cannot edit the space. Please double check that the correct space is listed above before clicking on "Reserve Beds".



You are currently reserved in a room for this term. You can assign roommates to the other beds in the room using the options above.

Room:	ORH 106
Room Type:	Double
Location:	ORH
Floor:	ORH 106
Available Terms:	Academic Year
Available To:	Upperclassman
Mandatory Housing Profiles:	None

This is your reference page. It notes your room number, room type, and location.

This also states who your roommate will be if the space has been chosen by someone.

Once done with the page, click on "Save & Continue".

Occupancy Information

Beds

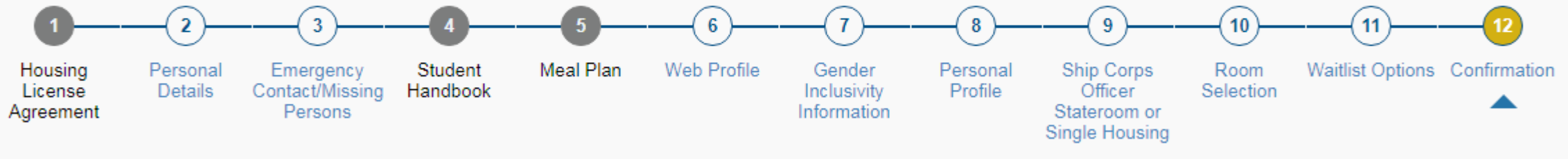
ORH 106-A
ORH 106-A
ORH 106-B
ORH 106-B

Occupants

HBegnell (8/12/2019 - 12/22/2019)
HBegnell (1/3/2020 - 5/3/2020)
SDingman (8/12/2019 - 12/22/2019)
SDingman (1/3/2020 - 5/3/2020)

[View Profile](#)
[View Profile](#)
[View Profile](#)
[View Profile](#)

[Save & Continue](#)



Confirmation

Thank you for completing your Housing License Agreement (HLA) for the 2019-2020 academic year. The next step of the process is selecting a room. Please note that room assignments and building occupancy change throughout the summer and academic year based on number of beds available and physical space needed in the halls. Once room selection is complete, the Office of Residence Life may need to update your room assignment based on these needs and room consolidations may occur.

This is your final confirmation page, you have complete your housing application!